






- NOTES:
- THIS DRAWING SHOWS SUGGESTED PIPING CONFIGURATION. CHECK WITH LOCAL CODES FOR ADDITIONAL REQUIREMENTS
 - REFER TO INTELLIHOT IOM FOR GAS, AIR AND FLUE VENTING REQUIREMENTS


 BUTTERFLY VALVE


 CONDENSATE NEUTRALIZER


 HOSE BIB

 BALL VALVE

 T&P VALVE

 Y-STRAINER

 CHECK VALVE

 THERMOMETER

THIS DRAWING AND THE INFORMATION DEPICTED THEREIN IS THE PROPERTY OF CHC. IT IS TO BE USED ONLY FOR THE PROJECT AND SPECIFICATIONS SHOWN HEREON. NO PARTS OF THIS DRAWING OR INFORMATION MAY BE REPRODUCED OR COPIED, OR USED AS A BASIS FOR THE MANUFACTURING, CONSTRUCTION OR INSTALLATION OF ANY EQUIPMENT WITHOUT PRIOR WRITTEN PERMISSION OF CHC.

PROJECT NAME:	
PROJECT LOCATION:	
ENGINEER:	
CUSTOMER:	

DRAWING TITLE:	
(3) INTELLIHOT 1Q FLOOR HEATER, WITH VERTICAL TANK	
DRAWING No.	D-125-160-S-3+-650-1V
DRAWN BY/DAT E	RS6 09/31/17
CHECKED BY	RS6
APPROVED BY	RS6
SCALE	500"
SIZE	5"
DATE	09/31/17
REV	A





CALIFORNIA • RENO
800.486.4858
WASHINGTON • OREGON
ALASKA • IDAHO • MONTANA
888.690.0090